

STATUS REPORT
FY 20-21

VII. 12% OR LESS OF COMMUTES ARE SINGLE-OCCUPANCY BY 2028





VII. 12% OR LESS OF COMMUTES ARE SINGLE-OCCUPANCY BY 2028

Target Actions

- Promote Commute Options Toward SOV Reduction
- Promote Car Shares and UW Shuttle Service

Sustainability Plan guiding principles



Keep equity and inclusion at the center

Use resources responsibly

Decarbonize

AASHE STARS category

OP 16

Commute Modal Split

BASELINE METRIC(S):

2019 Single Occupancy Vehicle (SOV)

Rate: 18.2%

2020 Single Occupancy Vehicle (SOV)

Rate: 7.4%

Q3 & Q4 ACTIVITY:

- Completed Needs Assessment and development of transportation strategies.

CHALLENGES ADDRESSED:

-

Action Owner:	Caryn Walline, Transportation Services Eric Johnson, Transportation Services
Target Team:	

ACTION STATUS:



Action: Promote Commute Options toward SOV Reduction	
Action: Promote Car Share and UW Shuttle Service	

MITIGATING RISKS:

- Continued concern for shared commuting with Delta variant and changing COVID guidelines

FY22 ACTION:

- Return to campus commuting campaign
- Promotion of U-CAR and UW Shuttle services



VII. 12% OR LESS OF COMMUTES ARE SINGLE-OCCUPANCY BY 2028

Target Actions

- Promote Commute Options Toward SOV Reduction
- Promote Car Shares and UW Shuttle Service

Sustainability Plan guiding principles



Keep equity and inclusion at the center

Use resources responsibly

Decarbonize

AASHE STARS category

OP 16

Commute Modal Split

STEPS STATUS:

<p>Action 1: Promote Commute Options Toward SOV Reduction</p>	<p>Step 1: Complete a Transportation Needs Assessment of the campus community to develop specific transportation mode targets and strategies</p>	<p>Step 2: Continue to promote the U-PASS program to students, staff and faculty. Provide a fully-subsidized U-PASS to additional staff</p>	<p>Step 3: Construct 2 new bike houses on campus to provide secure bicycle parking.</p>
<p>Action 2: Promote Car Shares and UW Shuttle Service</p>	<p>Step 1: UW Shuttles exploring Shuttle Routes to support IntraCampus Mobility</p>	<p>Step 2: Review impacts of COVID-19 on shuttle and U-Car services.</p>	



Note: Copy and Paste the appropriate 'status icon' into the upper right hand corner of each **step** above to complete the Steps Status.



ACTION:

Promote Commute Options Toward SOV Reduction



Steps we will take in FY 2021

1. Complete a Transportation Needs Assessment of the campus community to develop specific transportation mode targets and strategies.
2. Continue to promote the U-PASS program to students, staff and faculty. Provide a fully-subsidized U-PASS to additional staff.
3. Construct 2 new bike houses on campus to provide secure bicycle parking.

Statuses and linkages

The University of Washington provides a comprehensive Commute Options program to help staff, faculty and students choose sustainable transportation modes to commute to campus:

- Discounted or fully-subsidized U-PASS transit pass program
- Secure bicycle parking facilities located throughout campus
- Free helmet program
- Free parking for vanpools, discounted parking for carpools
- Partnerships and discounts for bikeshare and carshare

Transportation Services also provides outreach and education to our campus community to provide personalized trip planning services:

- Personalized commute planning
- New Employee Orientation participation
- Dawg Daze participation
- Earth Day Fair participation
- Bicycle encouragement campaigns twice a year (Ride in the Rain, Bike Everywhere Month)

The University also advocates for and supports increased transit service and bicycle/pedestrian infrastructure in the U-District and regionally to support more sustainable transportation options.

Financing

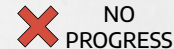
Programs to support reducing SOV programming to support the reduction of single-occupancy vehicle commuting is funded through a combination of parking revenue, student and employee fees, and institutional funding. The FY21 budget for Commute Options programming, including the U-PASS is \$20,590,000.

Metrics

The University conducts an annual transportation survey of staff, faculty and students to learn about their commuting behavior. Based on the 2019 Annual Transportation Survey, the current SOV rate is 18.2%. Progress toward this Action will be tracked through the continued administration of the annual transportation survey.

This action may induce an indirect points gain in STARS credit OP-16 *Commute Modal Split* where UW shows a point gap of 0.84.

0.84 AAHSE STARS
POINTS OPPORTUNITY

NO
PROGRESS

ON TIME

SOME
PROGRESS

Promote Commute Options Toward SOV Reduction

STEP 1:

Complete a Transportation Needs Assessment of the campus community to develop specific transportation mode targets and strategies.

ACTIONS THAT OCCURRED/ONGOING JAN - JUNE 2021:

- Completed qualitative and quantitative analysis.
- Developed mode targets and strategies.
- Shared with campus stakeholders and partners for feedback.

CHALLENGES ENCOUNTERED JAN - JUNE 2021:


-


PLAN FOR FY22:


- Finalize strategies and begin implementation

STATUS



 NO
PROGRESS

 ON TIME

 SOME
PROGRESS

Promote Commute Options Toward SOV Reduction

STEP 2:

Continue to promote the U-PASS program to students, staff and faculty. Provide a fully-subsidized U-PASS to additional staff.

ACTIONS THAT OCCURRED/ONGOING JAN - JUNE 2021:

- U-PASS newsletter with information on current transit service sent to staff and students.
- Provided fully-subsidized U-PASS to SEIU 925 temporary staff with 350 hour service.

CHALLENGES ENCOUNTERED JAN - JUNE 2021:


- Continued suspension of the Universal Student U-PASS


PLAN FOR FY22:


- 30th Anniversary campaign for U-PASS
- Promote the Northgate Link Light Rail station openings

STATUS



 NO
PROGRESS

 ON TIME

 SOME
PROGRESS

Promote Commute Options Toward SOV Reduction

STEP 3:

Construct 2 new bike houses on campus to provide secure bicycle parking.

ACTIONS THAT OCCURRED/ONGOING JAN - JUNE 2021:

- Continued design on 2 new bike houses
- Identified a third location as part of the Founders Hall project.

CHALLENGES ENCOUNTERED JAN - JUNE 2021:

-

PLAN FOR FY22:

- Permit and construct 3 bike houses.

METRICS & LINKAGES:

The University of Washington provides a comprehensive ACTION: Promote Commute Options Toward SOV Reduction Commute Options program to help staff, faculty and students choose sustainable transportation modes to commute to campus

METRICS:

Baseline Metric:

- The primary metric for SOV reduction is the mode split results collected from the Annual Transportation Survey.

Change in Baseline Metric:

- We conduct the Annual Transportation Survey in late fall and will report on changes in this metric at the Q2 update.

LINKAGES:

Target I: Double Student, Staff and Faculty Sustainability Engagement by 2024

- UW Transportation Services meets with UW Sustainability at least quarterly discuss promotion sustainable transportation options and programming

Target III: Double Sustainability Oriented Research Projects By 2025

- Transportation Services participated in 2 Sustainability Studio projects in Autumn Quarter 2020. Projects include development of a transportation equity framework and assessment tool and evaluating campus bikeshare programs.
- Transportations Services is partnering with PacTrans on research of commuting by essential workers during COVID-19.

ACTION:

Promote Car Shares and UW Shuttle Service



Steps we will take in FY 2021

1. UW Shuttles exploring Shuttle Routes to support Intra-Campus Mobility
2. Review impacts of COVID-19 on shuttle and U-Car services.

Statuses and linkages

UW Shuttles carries over 601,400 riders annually. This service transports students, faculty, staff and medical commodities to UW Medical Center Montlake, Harborview Medical Center, Seattle Cancer Care Alliance, Fred Hutchinson Cancer Research Center, UW Medicine in South Lake Union, UW Medicine on Roosevelt Way and Seattle Children's Hospital. On top of these medical shuttles, the team operates a nighttime shuttle and an accessibility-assistance shuttle for students, staff, and faculty. These services are provided to the community at no-cost to the rider.

In 2020, there are 110 U-Cars that support business-related carsharing on all UW campuses. There are also 12 Zipcars on the UW Seattle campus to support personal carsharing trips for staff and students.

Financing

UW Shuttles are funded through partnerships with UW Medical Center, Harborview, School of Medicine, Fred Hutchinson, Seattle Cancer Care Alliance, and Seattle Children's Hospital. The program is also funded through parking revenue and institutional funding.

Metrics

We track the ridership numbers on all shuttle services (HSE, SCCA, SLU, Dial-A-Ride, and Night ride) on a weekly basis when services are operating. We track the number of unique car share rentals, UCAR mileage, and their utilization on a monthly basis. We do not have the ability to determine if a car share is used to move multiple individuals in a trip.

This action may induce an indirect points gain in STARS credit OP-16 *Commute Modal Split* where UW shows a point gap of 0.84.

0.84 AAHSE STARS
POINTS OPPORTUNITY

Promote Car Shares and UW Shuttle Service

STATUS
✗

✗ NO PROGRESS

✓ ON TIME

○ SOME PROGRESS

STEP 1:

UW Shuttles exploring Shuttle Routes to support IntraCampus Mobility

ACTIONS THAT OCCURRED/ONGOING JAN - JUNE 2021:

CHALLENGES ENCOUNTERED JAN - JUNE 2021:


PLAN FOR FY22:


- No plans for FY22. Transportation Services has completed assessment and found intracampus routes is not currently a viable option.


Promote Car Shares and UW Shuttle Service

STATUS



 NO PROGRESS

 ON TIME

 SOME PROGRESS

STEP 2:

Review impacts of COVID-19 on shuttle and U-Car services.

ACTIONS THAT OCCURRED/ONGOING JAN - JUNE 2021:

- Continued to monitor utilization of shuttle and U-CAR services.
- Continued COVID disinfection protocols.

CHALLENGES ENCOUNTERED JAN - JUNE 2021:

-

PLAN FOR FY22:

- Create a marketing plan for UW Shuttles and U-CAR

METRICS & LINKAGES:

UW Shuttles carries over 601,400 riders annually. This service transports students, faculty, staff and medical commodities to UW Medical Center Montlake, Harborview Medical Center, Seattle Cancer Care Alliance, Fred Hutchinson Cancer Research Center, UW Medicine in South Lake Union, UW Medicine on Roosevelt Way and Seattle Children's Hospital. On top of these medical shuttles, the team operates a nighttime shuttle and an accessibility-assistance shuttle for students, staff, and faculty. These services are provided to the community at no-cost to the rider. In 2020, there are 110 U-Cars that support business-related carsharing on all UW campuses. There are also 12 Zipcars on the UW Seattle campus to support personal carsharing trips for staff and students.

METRICS:

Baseline Metric:

- The primary metric for Shuttle Operations is cost per rider = operating costs/ridership
- The primary metric for UCAR Utilization is breakeven billable hours.

Change in Baseline Metric:

- Cost Per Rider has increased due to the 80% reduction in ridership due to the COVID-19 pandemic.
- UCAR utilization not meeting breakeven billable hour targets due to low usage.

LINKAGES:

Target X: 45% Reduction Of Greenhouse Gas Emissions By 2030

- Shuttle operations will operate in a modified state until a vaccine is readily available and ridership begins to return to normal levels.
- All vehicle replacements are frozen due to budgetary concerns from the COVID-19 pandemic.
- Upon return to normal operations, Fleet Services will restart the replacement cycle focused on electric (EV) and plug-in electric (PHEV) vehicle models that will serve the campus need.