

STATUS REPORT  
FY 20-21

# VII. 12% OR LESS OF COMMUTES ARE SINGLE-OCCUPANCY BY 2028





## VII. 12% OR LESS OF COMMUTES ARE SINGLE-OCCUPANCY BY 2028

### Target Actions

- Promote Commute Options Toward SOV Reduction
- Promote Car Shares and UW Shuttle Service

### Sustainability Plan guiding principles



AASHE STARS category

OP 16

Commute Modal Split

### BASELINE METRIC(S):

**2019 Seattle Campus Single Occupancy Vehicle (SOV) Rate:** 18.2%

**2020 Seattle Campus Single Occupancy Vehicle (SOV) Rate:** 7.4%

### Q2 ACTIVITY:

- Finalizing the Transportation Needs Assessment of campus community to understand threshold to change commute behavior.
- Finalized permit agreement for scooter share vendors to operate on campus.
- Completed route timing analysis on intra-campus shuttles.

### Q1 CHALLENGES ADDRESSED:

- Met with other campuses to discuss commute goals and will incorporate them in future reports on Target 7.

**Action Owner:** Caryn Walline, Transportation Services  
Eric Johnson, Transportation Services

**Target Team:**

### ACTION STATUS:



**Action:** Promote Commute Options toward SOV Reduction



**Action:** Promote Car Share and UW Shuttle Service



### MITIGATING RISKS:

- Concerns with health and safety of using sustainable modes during and post-COVID, and the impact to the SOV rate in future years.
- No identified funding source for intra-campus shuttle service.

### NEXT QUARTER ACTION:

- Develop a Campus Transportation Demand Management (TDM) plan to set targets and strategies for encouraging sustainable transportation options.
- Begin permitting scooter share vendors to operate on Seattle campus.



## VII. 12% OR LESS OF COMMUTES ARE SINGLE-OCCUPANCY BY 2028

### Target Actions

- Promote Commute Options Toward SOV Reduction
- Promote Car Shares and UW Shuttle Service

### Sustainability Plan guiding principles



Keep equity and inclusion at the center



Use resources responsibly








Decarbonize

AASHE STARS category

OP 16

Commute Modal Split

## STEPS STATUS:

<p><b>Action 1:</b> <b>Promote Commute Options Toward SOV Reduction</b></p>	<p><b>Step 1:</b>  Complete a Transportation Needs Assessment of the campus community to develop specific transportation mode targets and strategies.</p>	<p><b>Step 2:</b>  Continue to promote the U-PASS program to students, staff and faculty. Provide a fully-subsidized U-PASS to additional staff.</p>	<p><b>Step 3:</b>  Construct 2 new bike houses on campus to provide secure bicycle parking.</p>
<p><b>Action 2:</b> <b>Promote Car Shares and UW Shuttle Service</b></p>	<p><b>Step 1:</b>  UW Shuttles exploring Shuttle Routes to support IntraCampus Mobility</p>	<p><b>Step 2:</b>  Review impacts of COVID-19 on shuttle and U-Car services.</p>	



**Note:** Copy and Paste the appropriate 'status icon' into the upper right hand corner of each **step** above to complete the Steps Status.



# ACTION:

## Promote Commute Options Toward SOV Reduction



### Steps we will take in FY 2021

1. Complete a Transportation Needs Assessment of the campus community to develop specific transportation mode targets and strategies.
2. Continue to promote the U-PASS program to students, staff and faculty. Provide a fully-subsidized U-PASS to additional staff.
3. Construct 2 new bike houses on campus to provide secure bicycle parking.

### Statuses and linkages

The University of Washington provides a comprehensive Commute Options program to help staff, faculty and students choose sustainable transportation modes to commute to campus:

- Discounted or fully-subsidized U-PASS transit pass program
- Secure bicycle parking facilities located throughout campus
- Free helmet program
- Free parking for vanpools, discounted parking for carpools
- Partnerships and discounts for bikeshare and carshare

Transportation Services also provides outreach and education to our campus community to provide personalized trip planning services:

- Personalized commute planning
- New Employee Orientation participation
- Dawg Daze participation
- Earth Day Fair participation
- Bicycle encouragement campaigns twice a year (Ride in the Rain, Bike Everywhere Month)

The University also advocates for and supports increased transit service and bicycle/pedestrian infrastructure in the U-District and regionally to support more sustainable transportation options.

### Financing

Programs to support reducing SOV programming to support the reduction of single-occupancy vehicle commuting is funded through a combination of parking revenue, student and employee fees, and institutional funding. The FY21 budget for Commute Options programming, including the U-PASS is \$20,590,000.

### Metrics

The University conducts an annual transportation survey of staff, faculty and students to learn about their commuting behavior. Based on the 2019 Annual Transportation Survey, the current SOV rate is 18.2%. Progress toward this Action will be tracked through the continued administration of the annual transportation survey.

This action may induce an indirect points gain in STARS credit OP-16 *Commute Modal Split* where UW shows a point gap of 0.84.

---

**0.84** AAHSE STARS  
POINTS OPPORTUNITY

---

## STATUS



✗ NO  
PROGRESS

✓ ON TIME

○ SOME  
PROGRESS

# Promote Commute Options Toward SOV Reduction

## STEP 1:

Complete a Transportation Needs Assessment of the Seattle campus community to develop specific transportation mode targets and strategies.

### ACTIONS THAT OCCURRED/ONGOING OCT - DEC 2020:

- Conducted nine (9) online community activities to allow survey participants to provide qualitative feedback on their commute behavior.
- Developed dashboard of survey results and identified cross-tabulations for assessment.

### CHALLENGES ENCOUNTERED OCT - DEC 2020:


- Online community participation reduced in December, requiring longer time periods to get statistically valid data for some activities.


### PLAN FOR JANUARY - MARCH 2021:


- Complete final online community activities including those that will address post-COVID messaging and feedback on potential strategies.
- Continue development of campus transportation demand management (TDM) plan with mode targets and strategies to encourage sustainable transportation options.

## STATUS



 NO PROGRESS

 ON TIME

 SOME PROGRESS

# Promote Commute Options Toward SOV Reduction

## STEP 2:

Continue to promote the U-PASS program to students, staff and faculty. Provide a fully-subsidized U-PASS to additional staff.

### ACTIONS THAT OCCURRED/ONGOING OCT - DEC 2020:

- Added SEIU 925 and WFSE temporary staff (350+ hour appointments) to the fully-subsidized U-PASS.
- Seattle Student U-PASS Advisory Board and ASUWT suspended Universal Student U-PASS program for UW Seattle and UW Tacoma for Fall quarter.
- Maintained and promoted COVID-19 guidelines for transit, vanpools and carpools coming to campus.

### CHALLENGES ENCOUNTERED OCT - DEC 2020:


- Seattle students had to purchase opt-in U-PASS with Husky Debit account due to limitations of sales system.
- With COVID-19, health and safety concerns identified for staff and students using public transportation and ridesharing options to commute to campus.
- Regional transit agencies reduced service impacted commuters coming to campus.


### PLAN FOR JANUARY - MARCH 2021:


- Conduct listening sessions with King County Metro and King County Public Health to inform students of transit pass options during Fall Quarter with the suspension of the Universal Student U-PASS.
- Add an online purchase option for students on Seattle campus to purchase Opt-In U-PASS

## STATUS



 NO  
PROGRESS

 ON TIME

 SOME  
PROGRESS

# Promote Commute Options Toward SOV Reduction

## STEP 3:

Construct 2 new bike houses on the Seattle campus to provide secure bicycle parking.

### ACTIONS THAT OCCURRED/ONGOING OCT - DEC 2020:

- Design and permitting continued on two bike houses for the Seattle campus.

### CHALLENGES ENCOUNTERED OCT - DEC 2020:

- Construction on Phase 2 bike houses delayed as Transportation Services reviewed the financial impacts of COVID-19.

### PLAN FOR JANUARY - MARCH 2021:

- Construction dates and costs finalized.
- Coordinate with Founders Hall project team on development of a third bike house as part of project.

## METRICS & LINKAGES:

The University of Washington provides a comprehensive ACTION: Promote Commute Options Toward SOV Reduction Commute Options program to help staff, faculty and students choose sustainable transportation modes to commute to campus

### METRICS:

#### Baseline Metric:

- The primary metric for SOV reduction is the mode split results collected from the Seattle Campus Annual Transportation Survey.

#### Change in Baseline Metric:

- Results from the Seattle Campus 2020 Annual Transportation Survey show a decrease in SOV commuting from the previous year to 7.4%. Online learning and many employees working from home as a response to COVID-19 was the primary reason for the significant decrease.

### LINKAGES:

#### Target I: Double Student, Staff and Faculty Sustainability Engagement by 2024

- UW Transportation Services on the Seattle campus meets with UW Sustainability at least quarterly discuss promotion sustainable transportation options and programming

#### Target III: Double Sustainability Oriented Research Projects By 2025

- Transportation Services on the Seattle campus is partnering with PacTrans on research of commuting by essential workers during COVID-19.
- Transportation Services on the Seattle campus is partnering with a Center for Human Design student on a capstone project to determine the impact of COVID-19 on public transportation usage.



# ACTION:

## Promote Car Shares and UW Shuttle Service



### Steps we will take in FY 2021

1. UW Shuttles exploring Shuttle Routes to support Intra-Campus Mobility
2. Review impacts of COVID-19 on shuttle and U-Car services.

### Statuses and linkages

UW Shuttles carries over 601,400 riders annually. This service transports students, faculty, staff and medical commodities to UW Medical Center Montlake, Harborview Medical Center, Seattle Cancer Care Alliance, Fred Hutchinson Cancer Research Center, UW Medicine in South Lake Union, UW Medicine on Roosevelt Way and Seattle Children's Hospital. On top of these medical shuttles, the team operates a nighttime shuttle and an accessibility-assistance shuttle for students, staff, and faculty. These services are provided to the community at no-cost to the rider.

In 2020, there are 110 U-Cars that support business-related carsharing on all UW campuses. There are also 12 Zipcars on the UW Seattle campus to support personal carsharing trips for staff and students.

### Financing

UW Shuttles are funded through partnerships with UW Medical Center, Harborview, School of Medicine, Fred Hutchinson, Seattle Cancer Care Alliance, and Seattle Children's Hospital. The program is also funded through parking revenue and institutional funding.

### Metrics

We track the ridership numbers on all shuttle services (HSE, SCCA, SLU, Dial-A-Ride, and Night ride) on a weekly basis when services are operating. We track the number of unique car share rentals, UCAR mileage, and their utilization on a monthly basis. We do not have the ability to determine if a car share is used to move multiple individuals in a trip.

This action may induce an indirect points gain in STARS credit OP-16 *Commute Modal Split* where UW shows a point gap of 0.84.

---

**0.84** AAHSE STARS  
POINTS OPPORTUNITY

---

# Promote Car Shares and UW Shuttle Service

**STATUS**

○

✗ NO PROGRESS

✓ ON TIME

○ SOME PROGRESS

## STEP 1:

UW Shuttles exploring Shuttle Routes to support IntraCampus Mobility

### ACTIONS THAT OCCURRED/ONGOING OCT - DEC 2020:

- Route time study completed

### CHALLENGES ENCOUNTERED OCT - DEC 2020:

- Need funding source for a shuttle pilot



### PLAN FOR JANUARY - MARCH 2021:

- No further actions are planned



# Promote Car Shares and UW Shuttle Service

**STATUS**

-  ON TIME
-  NO PROGRESS
-  SOME PROGRESS

## STEP 2:

Review impacts of COVID-19 on shuttle and U-Car services.

### ACTIONS THAT OCCURRED/ONGOING OCT - DEC 2020:

- Shuttles ridership tracked weely for all shuttle services
- U-Car utilization is tracked monthly

### CHALLENGES ENCOUNTERED OCT - DEC 2020:

- Shuttles buses operating at 25% capacity restrictions due to COVID social distancing restrictions
- Buses for HSE , SLU, DAR operating on reduced schedule due to lower ridership levels
- Lower ridership due to COVID impact on all shuttles
- Sedan and Large SUV utilization decreased.
- Minivan/Small SUV vehicles increasing.

### PLAN FOR JANUARY - MARCH 2021:

- Continue to monitor UW Shuttles ridership levels
- Planning for return to full service

## METRICS & LINKAGES:

UW Shuttles carries over 601,400 riders annually. This service transports students, faculty, staff and medical commodities to UW Medical Center Montlake, Harborview Medical Center, Seattle Cancer Care Alliance, Fred Hutchinson Cancer Research Center, UW Medicine in South Lake Union, UW Medicine on Roosevelt Way and Seattle Children's Hospital. On top of these medical shuttles, the team operates a nighttime shuttle and an accessibility-assistance shuttle for students, staff, and faculty. These services are provided to the community at no-cost to the rider. In 2020, there are 110 U-Cars that support business-related carsharing on all UW campuses. There are also 12 Zipcars on the UW Seattle campus to support personal carsharing trips for staff and students.

### METRICS:

#### Baseline Metric:

- The primary metric for Shuttle Operations is cost per rider = operating costs/ridership
- The primary metric for UCAR Utilization is breakeven billable hours.

#### Change in Baseline Metric:

- Cost Per Rider has increased due to the 80% reduction in ridership due to the COVID-19 pandemic.
- UCAR utilization not meeting breakeven billable hour targets due to low usage.

### LINKAGES:

#### Target X: 45% Reduction Of Greenhouse Gas Emissions By 2030

- Shuttle operations will operate in a modified state until a vaccine is readily available and ridership begins to return to normal levels.
- All vehicle replacements are frozen due to budgetary concerns from the COVID-19 pandemic.
- Upon return to normal operations, Fleet Services will restart the replacement cycle focused on electric (EV) and plug-in electric (PHEV) vehicle models that will serve the campus need.